

# Healing the Quilt of the Myaamia

## Slant Walk Art Muesum



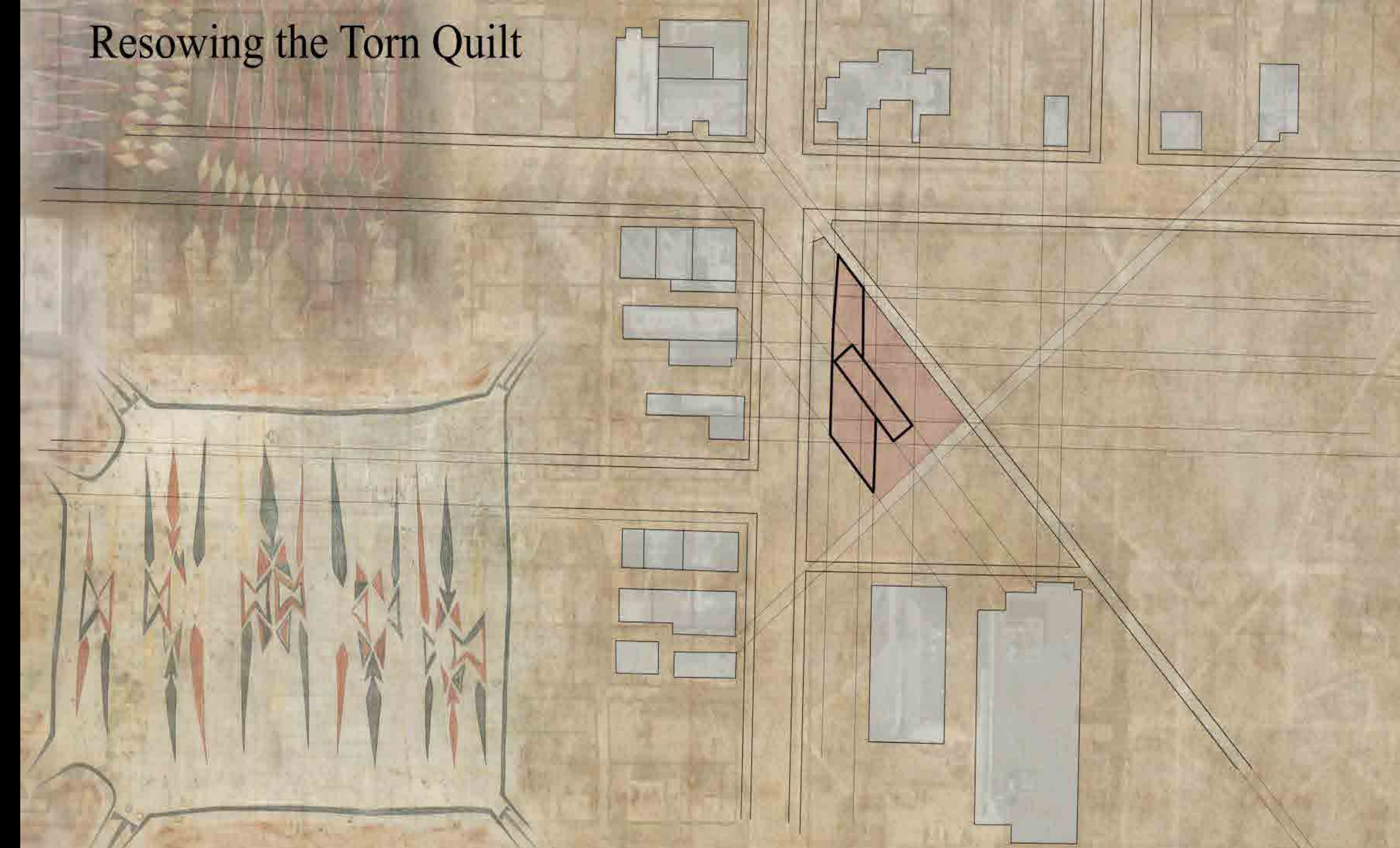
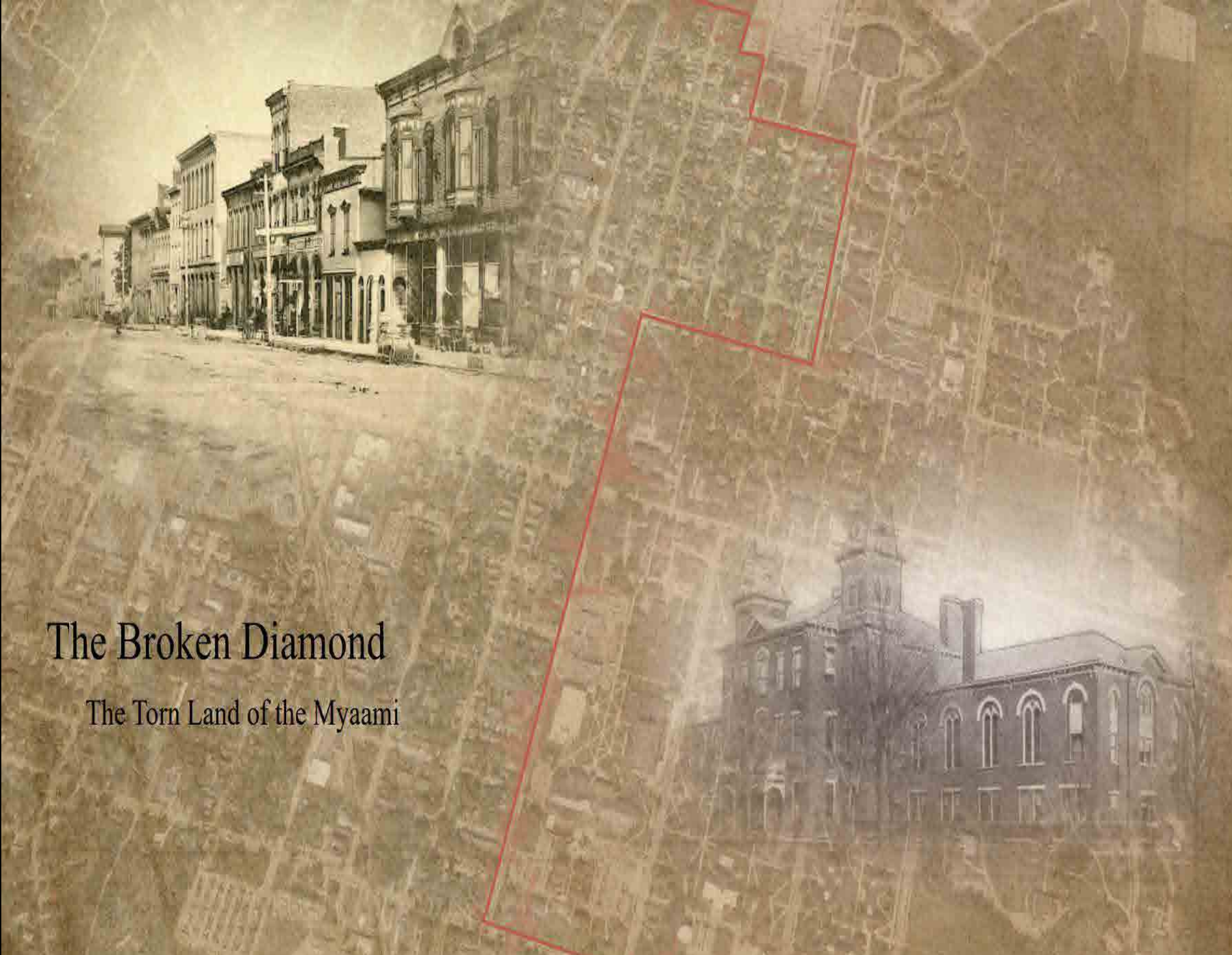
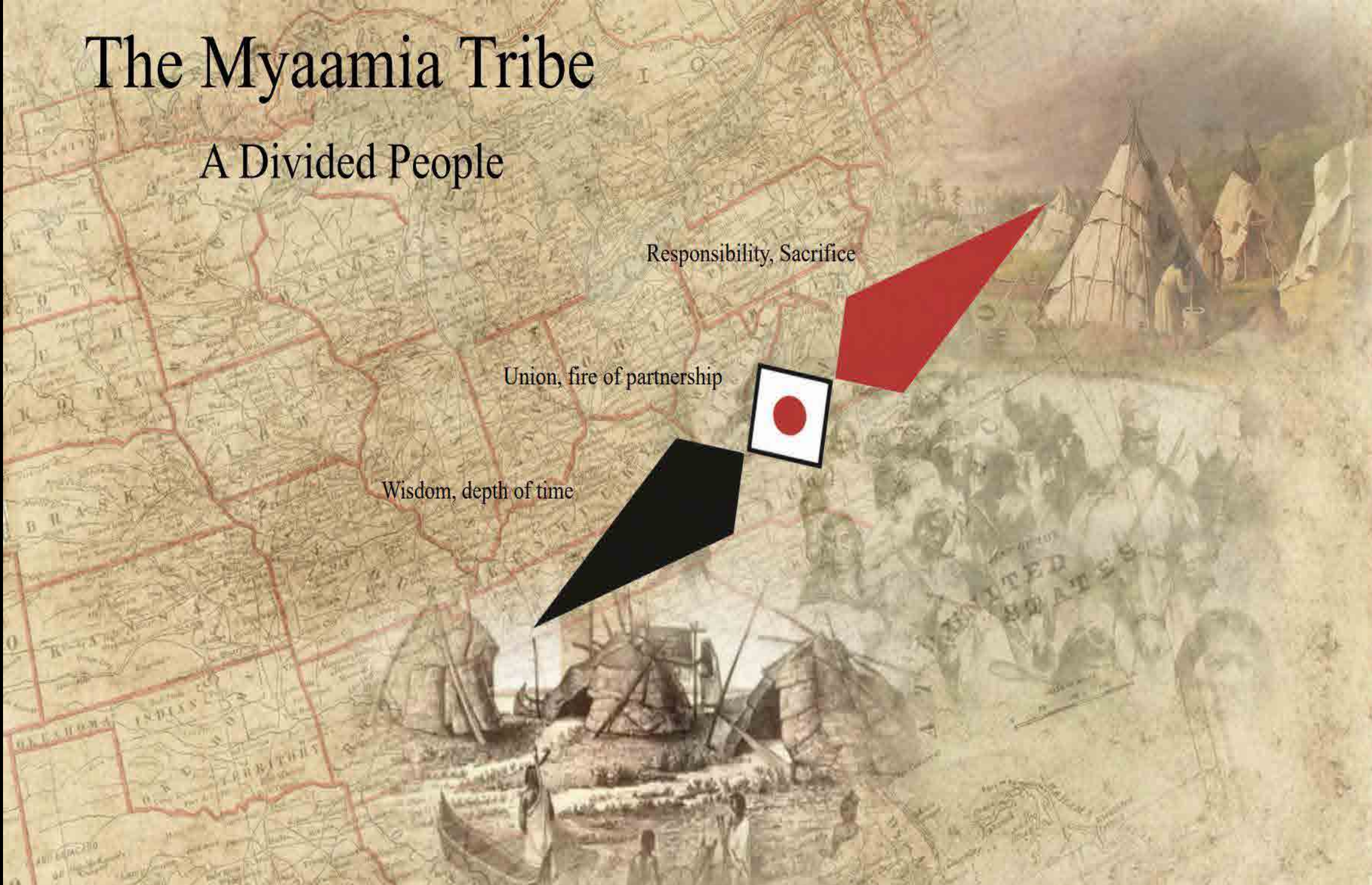
For hundreds of years the Myaamia tribe lived in the land known today as Oxford, Ohio. Yet when settlers from the east forced them from their lands, the people, ever united as one community under one land, became separate. Yet still their unity fought to presist, making rise for the forming of the symbol of the diamond, (the red one for the people and land of their homeland and the black for those in Oklahoma: the promise of unification that the two lands under two split groups of people were still one.

Inspired by the 'minimal realism' artstyle of wildlife conservationist, Charley Harper, the design is constructed with two structures that start from ramps that form up into a structure, one starting from campus side and the other from the town, that when collide, create an abstract shape of two colliding hands, embracing into a handshake between the two communities, the torn tapestry.



### The Myaamia Tribe

#### A Divided People



Now there are no natives left in their homeland, and the memory of their land's natural beauty has been mutated into a rural landscape, populated by the settlers who had torn them from their home.

The new people of Oxford have failed, the land that was once populated by one group of people has been torn through the center, the people of two estranged communitis have divided the land into town and campus, and in the process the diamond (the symbol of the responsibility of conserving the land) has been shattered.

Inspired by the quilt and ribbonwork artistry of the Myaamia tribe, I studied the lines and grid that came from linking the site's surrounding buildings (some structures from the town and others from campus) in an attempt to sew the land between the two communities and heal the torn line between the lands together into one. And when in the process of reformation, the diamond shape was regrown, which in turn created the shape of my building.

- Key:
- A) Thoroughfare Bridge
  - B) Campus Entrance
  - C) Cafe
  - D) Entrance to Second Floor Gallery
  - E) Entrance to Main Gallery
  - F) Bookshop
  - G) Uptown Entrance
  - H) Beginning of Lobby



- Key:
- A) Offices
  - B) Bathroom Entrance
  - C) Lobby
  - D) Uptown Entrance
  - E) Bridge to Second Floor Gallery
  - F) Main Gallery

